

## Features

- Accepts POTS lines & coax protector
- Manufactured from high-impact resistant, ultraviolet-desensitized, flame retardant plastic
- Optional sealed switching jacks with Insulation Displacement Connectors (IDC)
- Subscriber lockable with Telco override
- Convenient ground attachment
- Made in USA

## 7004C Series - Network Interface Device

TDI Model 7004C NID provides a secure and weather resistant enclosure for Telco service for residential or commercial installations. The 7004C supplies station protection and test access points and can be configured for a maximum of two POTS lines and one 1740-xx coax protector. The 7004C features convenient cable knockouts and generous working space for wire management.

### How To Order

**7004C - 0X - X X - XX**

**Model Number Designator** \_\_\_\_\_

**Number of Twisted Pairs** \_\_\_\_\_

0 = None  
1 = One  
2 = Two

**Station Protector Options** \_\_\_\_\_

D<sup>1</sup> = 455HS-MSP (2377-45-HS) Voice/Data/DSL (UL,cUL)  
 U<sup>3</sup> = 455HS-MSP (2377-45-HS-IDC) Voice/DSL/Data (UL,cUL)  
 Z<sup>1</sup> = 455HS-BC\* (2377-45-BC) Balance-Sensitive DSL (UL, cUL)  
 W<sup>3</sup> = 455HS-BC\* (2377-45-BC-IDC) Balance-Sensitive DSL (UL, cUL)  
 V<sup>3</sup> = 455-MSP-TBU (2377-45-HS-TBU) MSP w/TBU® Protector (UL, cUL)  
 Q<sup>3</sup> = 455BC-MSP-TBU\* (2377-45-BC-TBU) Balance-Sensitive MSP w/TBU® Protector (UL, cUL)

E<sup>2</sup> = 155HS-MSP (2378-35-HS) Voice/DSL/Data (UL, cUL)  
 Y<sup>2</sup> = 155HS-BC\* (2378-35-BC) Balance-Sensitive DSL (UL, cUL)  
 G = 155G (2378-35-G) Balanced GDT, No Back-Up-Gap (UL, cUL)  
 K = 356G (2377-35-G) Balanced GDT, No Back-Up-Gap (UL, cUL)  
 R<sup>3</sup> = 356G (2377-35-G-IDC) Balanced GDT, No Back-Up-Gap (UL, cUL)

O = No Station Protectors (Not available with DSL configurations)

\*For DSL systems requiring capacitive balance within 1 pF.  
 Note 1 = Digi.Guard - 356 size, RUS Maximum Duty.  
 Note 2 = Digi.Guard II - 125 size, RUS Heavy Duty.  
 Note 3 = Insulation Displacement Connectors (IDC)

**Special Options** \_\_\_\_\_

H = Security Screw in security plate  
 S = Sealed Switching Jack w/IDC (85122-T-IDC)  
 F = Sealed Switching Jack 4-Post (85122-T4)  
 B = Expansion Bridge w/Binding Posts (85122-B)

I = Expansion Bridge w/IDC (85122-IDC)  
 O = No options (standard 85122 jack)  
 N = 90 ° F-connector (85901)

**Coax Protector Options** \_\_\_\_\_

15 = 1740-15 (150 V±20 % DC Breakdown @ 100 V/Sec)  
 23 = 1740-23 (230 V±20 % DC Breakdown @ 100 V/Sec)  
 35 = 1740-35 (350 V±20 % DC Breakdown @ 100 V/Sec)

### To add lines, use station protector +

85122 Standard Jack  
 85122-T4 Sealed Switching Jack, 4-post  
 85122-T-IDC Sealed Switching Jack w/IDC

### Contact:

**Deanna Sellars**  
 208-660-3702  
 Deanna@ospproducts.com

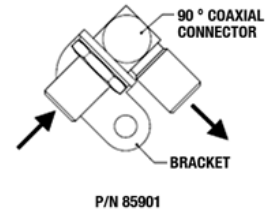
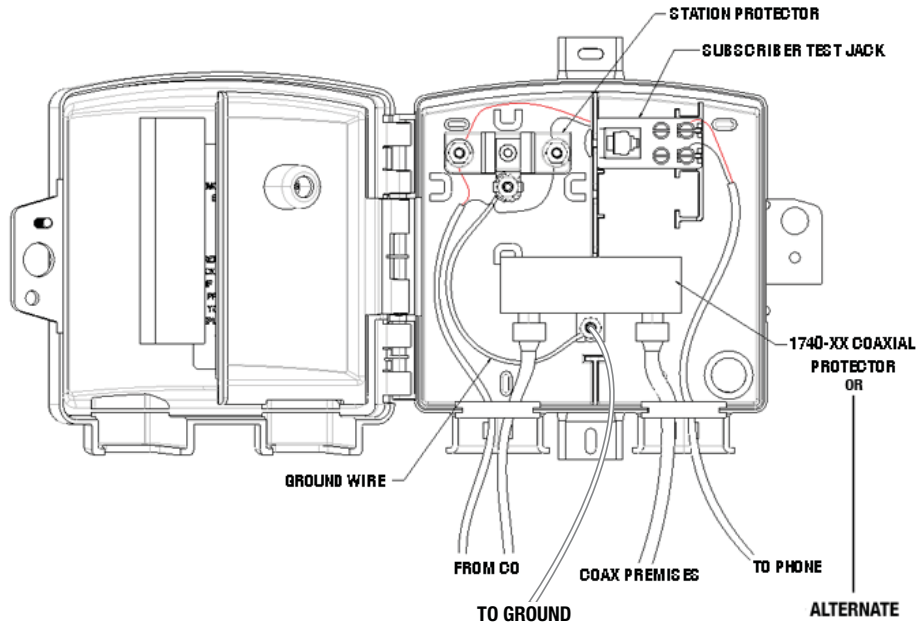
OR

**Tom Wilkinson**  
 208-660-5135  
 Tom@ospproducts.com

# 7004C Series - Network Interface Device

TDI

## Installation Diagrams

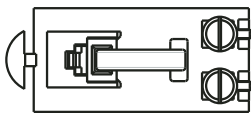


## Product Dimensions

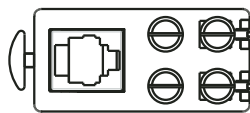
High	Wide	Deep
$\frac{190.5}{(7.5)}$	$\frac{195.6}{(7.7)}$	$\frac{69}{(2.7)}$
DIMENSIONS: $\frac{\text{MM}}{\text{(INCHES)}}$		

## RJ11 Subscriber Bridges

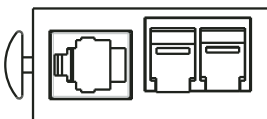
**85122**  
Standard Loop



**85122-T4\***  
Internal Switch - 4 Lugs

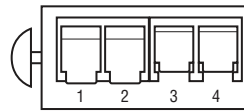


**85122-IDC\***  
Sealed Switch Jack w/IDC

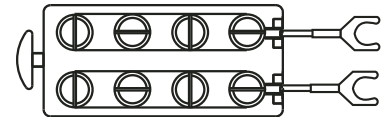


## Expansion Bridges

**85122-IDC**  
Insulation Displacement  
Connectors



**85122-B**  
Binding Post



\*Includes environmental sealant and closed-cell foam gasket.

REV. 1 01/19

Specifications are subject to change without notice.

The device characteristics and parameters in this data sheet can and do vary in different applications and actual device performance may vary over time. Users should verify actual device performance in their specific applications.