

Features

- Accepts Bourns® DSL POTS Splitters, Station, & Coaxial Protectors
- Manufactured from high-impact resistant, ultraviolet-desensitized, flame retardant plastic
- Optional sealed switching jacks with Insulation Displacement Connectors (IDC)
- Subscriber lockable with Telco override
- Convenient ground attachment
- Made in USA

7091 Series - Network Interface Device

TDI Model 7091 NID provides a secure and weather resistant enclosure for Telco service for residential or commercial installations. The 7091 is designed for termination and protection of various combinations of subscriber services including Twisted Pair, DSL and Coaxial lines. The 7091 features plenty of working space for wire management.

How To Order

7091 - X X - X X X - XX

Model Number Designator _____

Number of Coax Protectors _____

0 = None 3 = One 1740-xx Coax Protector 4 = Two 1740-xx Coax Protectors

Number of Twisted Pairs _____

1 = One 2 = Two 3 = Three 4 = Four

Station Protector Options _____

D¹ = 455HS-MSP (2377-45-HS) Voice/Data/DSL (UL, cUL)
 U³ = 455HS-MSP (2377-45-HS-IDC) Voice/DSL/Data (UL, cUL)
 Z¹ = 455HS-BC* (2377-45-BC) Balance-Sensitive DSL (UL, cUL)
 W³ = 455HS-BC* (2377-45-BC-IDC) Balance-Sensitive DSL (UL, cUL)
 V³ = 455-MSP-TBU (2377-45-HS-TBU) MSP w/TBU® Protector (UL, cUL)
 Q³ = 455BC-MSP-TBU* (2377-45-BC-TBU) Balance-Sensitive MSP w/TBU® Protector (UL, cUL)
 E² = 155HS-MSP (2378-35-HS) Voice/DSL/Data (UL, cUL)
 Y² = 155HS-BC* (2378-35-BC) Balance-Sensitive DSL (UL, cUL)
 G = 155G (2378-35-G) Balanced GDT, No Back-Up-Gap (UL, cUL)
 K = 356G (2377-35-G) Balanced GDT, No Back-Up-Gap (UL, cUL)
 R³ = 356G (2377-35-G-IDC) Balanced GDT, No Back-Up-Gap (UL, cUL)

O = No Station Protectors (Not available with DSL configurations)

*For DSL systems requiring capacitive balance within 1 pF.
 Note 1 = Digi.Guard - 356 size, RUS Maximum Duty.
 Note 2 = Digi.Guard II - 125 size, RUS Heavy Duty.
 Note 3 = Insulation Displacement Connectors (IDC)

Special Options _____

G = Security Screw in Telco Cover B = Expansion Bridge w/Binding Posts (85122-B)
 H = Security Screw in security plate I = Expansion Bridge w/IDC (85122-IDC)
 S = Sealed Switching Jack w/IDC (85122-T-IDC) O = No options (standard 85122 jack)
 F = Sealed Switching Jack 4-Post (85122-T4) N = 90 ° F-connector (85901)

Coax Protector Type _____

2 = 1740-15 (150 V±20 % DC Breakdown @ 100 V/Sec) 4 = 1740-35 (350 V±20 % DC Breakdown @ 100 V/Sec)
 3 = 1740-23 (230 V±20 % DC Breakdown @ 100 V/Sec)

POTS Splitter Options[†] _____

A1 = One 3610A ADSL POTS Splitter P1 = One 3610A2 ADSL 2+ POTS Splitter V1 = One 3630A VDSL POTS Splitter
 A2 = Two 3610A ADSL POTS Splitters P2 = Two 3610A2 ADSL 2+ POTS Splitters V2 = Two 3630A VDSL POTS Splitters

[†]DSL Configuration Note:
 The POTS Splitter options must be ordered with option **D, Z, E or Y** Station Protectors.
 7091 NIDs ordered with DSL units will include **Special Option F** (4-post sealed switching jack). Example: 7091-31-EF2-A1

To add lines, use station protector +

- 85122 Standard Jack (Not available with DSL configurations)
 85122-T4 Sealed Switching Jack, 4-post
 85122-T-IDC Sealed Switching Jack w/IDC

Contact:

Deanna Sellars
208-660-3702
Deanna@ospproducts.com

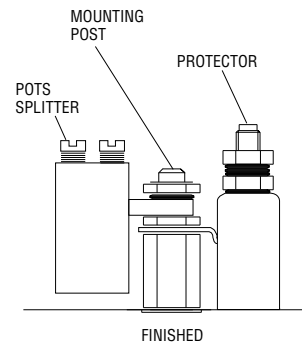
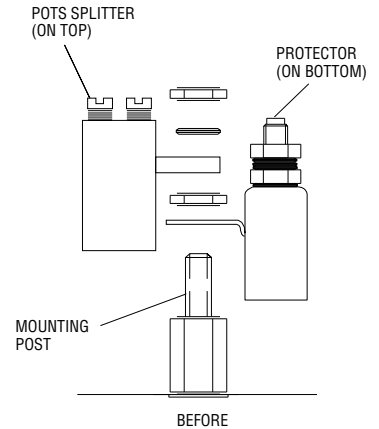
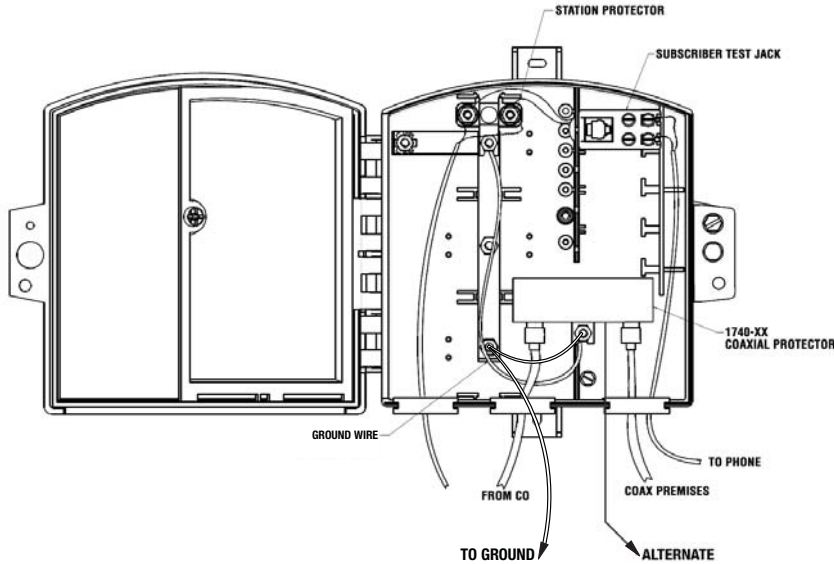
OR

Tom Wilkinson
208-660-5135
Tom@ospproducts.com

7091 Series - Network Interface Device

TDI

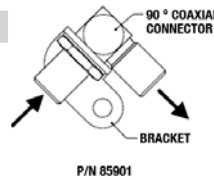
Installation Diagrams



Product Dimensions

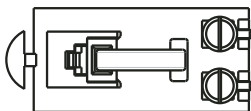
High	Wide	Deep
228.6 (9.0)	215.9 (8.5)	69 (2.7)

DIMENSIONS: $\frac{\text{MM}}{\text{(INCHES)}}$

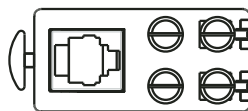


RJ11 Subscriber Bridges

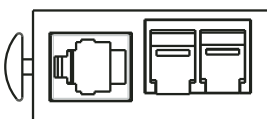
85122
Standard Loop



85122-T4*
Internal Switch - 4 Lugs

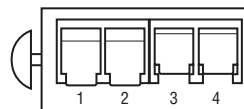


85122-T-IDC*
Sealed Switch Jack w/IDC

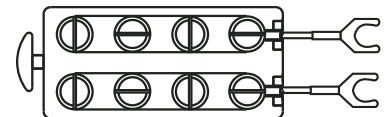


Expansion Bridges

85122-IDC
Insulation Displacement
Connectors



85122-B
Binding Post



*Includes environmental sealant and closed-cell foam gasket.

REV. 1 01/19

Specifications are subject to change without notice.

The device characteristics and parameters in this data sheet can and do vary in different applications and actual device performance may vary over time. Users should verify actual device performance in their specific applications.